

## Data

Bed: 3-4"  
Sides: irregular  
Face: split  
Heights: 2 1/8", 4 7/8", and 7 1/2" mixed, allow for 8" coursing with 1/2" joints  
Widths: 12" to 30" random,  
Coverage: 47 square feet per ton.

Most styles available with tumbled finish upon request.

Sawn Bed Split Face Veneer features the natural quarry texture on the surface with sawn beds giving a clean elegant look.


See Also:  
Split Ledge  
Rubble  
Dry Stack Wall Rock

**Call For Pricing**


## Colors

*Variations in color and texture should be expected. Samples are meant to show what is typical for each product.*


Desert Rose Fluori



Vista Grande Onyx



Navajo Gold



Limestone

Photo  
Coming  
Soon

**NMT**  
NEW MEXICO  
TRAVERTINE

NEW MEXICO TRAVERTINE, INC.  
3700 Camino del Llano, Belen, NM 87002

505.864.6300 phone  
[www.nmtravertine.com](http://www.nmtravertine.com)

